



Federal Office  
for Migration  
and Refugees



# The electronic residence permit

ENGLISCH



Migration





# Contents

**4** The most important things first

**6** Your electronic residence permit

**7** Your online identification function  
What you need for online identification  
Online identification is easy  
Effective protection of your data  
Where you can use the online identification function  
Your very good right – self-determined data disclosure  
On-the-spot extraction

**14** Other functions

**15** Your PIN letter

**16** Security advice

**17** Cancellation hotline

**18** On the Internet

**19** Imprint

# The most important things first

You have received an electronic residence permit from the immigration office. This can be a German residence permit, an EU Blue Card, an ICT card, a Mobile ICT card, a permanent German residence permit or a permanent EU residence permit.

As a rule, with your residence permit together with your passport you can prove your identity on a day-to-day basis, for example at local authorities, at the bank or towards public authorities.

On the internet it is different: When you visit an internet page, the provider is not standing right in front of you. As a rule you can still identify yourself, provided that the online identification function of your electronic residence permit has been activated by the immigration office.

This electronic identification process is made possible by the electronic memory device (the chip) in the card. On it, your personal data (name, date of birth, nationality, address), biometric features (photograph and fingerprints) and supplementary provisions (conditions) are stored. With it, you can avail yourself of official and commercial services offered online easily and quickly through the internet.

When you do, your personal data will always be reliably protected from theft and wrongful use. This is important because identities are often stolen on the internet: somebody gets hold of your identification data, for example your user name and passwords, uses your identity and acts in your name. The online identification function of your electronic residence permit will protect you from this. The use of the online identification functions is voluntary.

In this brochure you will learn what you can use your electronic residence permit for in everyday life in Germany, how you can use it in the digital world and with which security mechanisms it protects your personal data.

Furthermore, you can read how the biometric data in your electronic residence permit are used, how important the PIN letter is that you will receive after the production of your electronic residence permit, and what security advice you should observe.







# Your electronic residence permit

## At a glance



- 1 Photo
- 2 Symbol for the electronic memory device (chip)
- 3 Surname, first name
- 4 Serial number
- 5 Last day of validity
- 6 Card access number (CAN)

On the front of the electronic residence permit, your surname and first name(s), the place where the electronic residence permit was issued and the date until which the residence permit is valid are entered.

The type of your residence permit and any comments on the supplementary conditions are also noted on the electronic residence permit. The period of validity depends, among other things, on the type of residence permit. The electronic residence permit is only valid for as long as the registered passport or substitute passport to which it belongs is valid. Therefore, please make sure that you apply for a new passport or substitute passport in good time before it expires.

On the left of the card is the photo, on the top right the serial number of the card, and on the bottom right the card access number (CAN) and your signature.



- 1 Date and place of birth
- 2 Address
- 3 Nationality
- 4 Issuing authority
- 5 Logo: Online identification function
- 6 Machine-readable zone (contains no additional personal data)

On the back of the electronic residence permit, your personal data such as place and date of birth, nationality, gender, height, the colour of your eyes, your address and the immigration office which issued the residence permit are stated.

The electronic residence permit contains an electronic memory device (a chip). With the aid of a card reader or an appropriate, NFC-enabled smartphone or tablet (NCF Near Field Communication) you can use the online identification function for business transactions and activities on the internet and at cash machines.

The logo on the right indicates all internet applications, automats and card readers for which you can use the online function.



# Your online identification function

## Your residence permit for the digital world

With your electronic residence permit you can use the online identification function and prove your identity safely on the internet or at automats. You can deal with your official or business matters simply and electronically. That saves time, money and journeys.

Thus your data are always protected in the digital world:

- Prior to the transmission of your personal data you can see who will receive them and whether he is authorised to use the online identification function.
- So that your personal data can be transmitted electronically, you must, enter your personal secret number (PIN).
- Your personal data are always end-to-end encrypted when they are transmitted and cannot be intercepted or viewed.

So with the online identification function you yourself decide when to transmit your encrypted personal data and to whom.

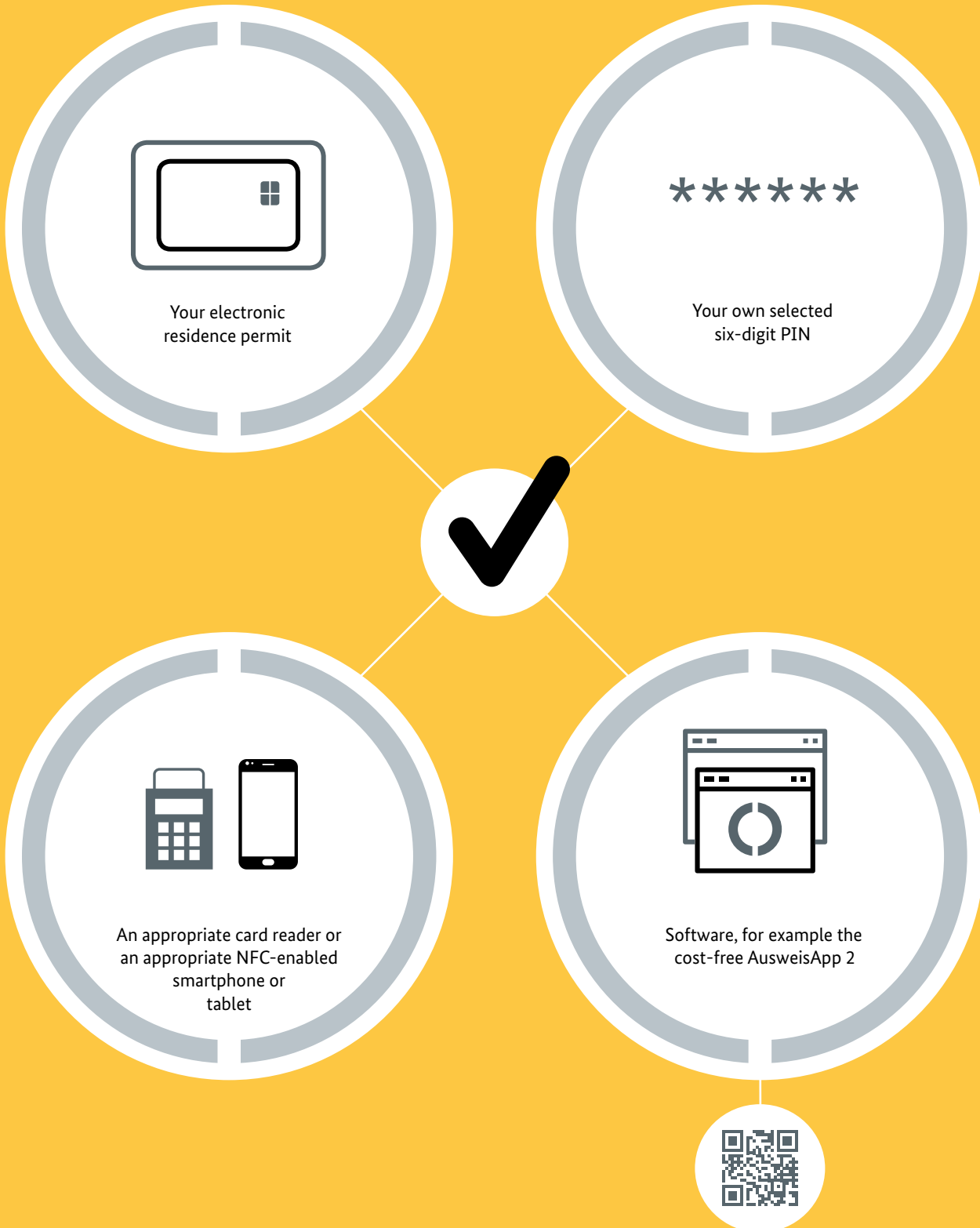
### No online identification function

If the electronic residence permit includes the indication that the personal data are based on the statements of the holder, then use of the online identification function is ruled out.

The online identification function can only used from age 16 onwards.

## What you need for online identification

To use your online identification function you will need:





## Online identification is easy



Wherever you see the logo of the online identification function, you can identify yourself digitally.



## Effective protection for your data

Four security mechanisms reliably protect your personal data.

1

### Combination of possession and knowledge

Only if you are in possession of your electronic residence permit and know your personal secret number (PIN) can you use the online identification function.

This so-called *two-factor authentication* is more secure than the widespread one-factor authentication with user name and passwords.

2

### Reciprocal identification

With the online identification function, both sides always identify themselves. You can therefore always see exactly to whom your data are to be transmitted. Your counterpart on the web must possess a valid state certificate for the collection of the data. You can have this certificate shown to you. If you agree to the collection, you give your consent for the transmission by entering your PIN.

The reciprocal proof of identity improves your security in the digital world.

3

### Prerequisites for the data transmission

Your data will only be transmitted if the electronic residence permit is connected to the card reader or appropriate NFC-enabled smartphone or tablet and if the PIN has been entered.

Therefore the data cannot be extracted without your knowledge. In the event of loss or theft of your electronic residence permit, you are also safeguarded.

4

### End-to-end encryption

The data are only transmitted in an encrypted state.

Thanks to end-to-end encryption, your data are protected against theft and misuse.

## Where you can use the online identification function

You can use the online identification function for more and more services available from authorities, such as:

- **Online registration**  
When you register with an online service for the first time, various user data are often collected. These can be your name, but in some cases also the whole address. With the aid of the electronic residence permit, these data can be transmitted rapidly and flawlessly.
- **Verification of age or address**  
Some services may only be used by those who have reached a specific age or are registered as living at a particular address. The electronic residence permit can verify the age or address without revealing any further data. Only a simple “yes” or “no” is transmitted.
- **Automatic filling out of forms**  
Filling out online forms is often tedious. Typing errors often happen during the entering of name or address. The online identification function enables these data to be taken from the electronic residence permit.
- **Identification at automats**  
In future, more and more personalised services will also be offered at information and vending machines. Here, you could also use your electronic residence permit to identify yourself rapidly and easily.
- **Access by pseudonym**  
The pseudonym is an identifier generated by the chip of the electronic residence permit – depending on the respective service provider. Thus, for example, you can identify yourself on the internet on social networks without disclosing your personal data. After your initial registration, the services will recognise you every time you visit without your personal data being transmitted.
- **Forms used by public authorities**  
In future more and more authorities will also offer their services on the internet (e.g. or enquiries about the number of points at the Federal Bureau of Motor Vehicles and Drivers). The online identification function furnishes reliable proof of identity for these offers.

### Further information

You can find more information about this in the identity card portal  
[www.personalausweisportal.de](http://www.personalausweisportal.de)





## Your very good right – self-determined data disclosure

Ultimately you yourself determine what data are to be transmitted.

A prerequisite is that your electronic residence permit is valid.

Your data are encrypted with every data transfer. All information and transmissions are protected by means of internationally recognised and established encryption methods.

The online identification function checks whether the online provider really is the one it purports to be.

Every provider who wants to use the electronic residence permit for its service must apply to the Issuing Unit for Terminal Certificates (Vergabestelle für Berechtigungszertifikate – VfB) for the relevant state authorisation certificate. According to stringent criteria, the Issuing Unit will check what data are absolutely necessary to provide the service and will only confer an authorisation for these data.

By entering your PIN number you can disclose the following data:



## On-the-spot extraction

Wherever personal data such as name and address are to be entered into a form, on-the-spot extraction makes sense. You can simply lay your electronic residence title on a suitable card reader and the data will be electronically accessed and processed. The procedure is quick and prevents errors.

Authorities and companies which offer you this function require a state authorisation for on-the-spot extraction and an appropriate card reader.

On-the-spot extraction works like this:

- 1 → At the counter you present your electronic residence permit and your valid passport thus identify yourself towards the authority or company.
- 2 → You lay your electronic residence title on the card reader.
- 3 → The chip in your electronic residence permit checks whether the provider is authorised to extract your personal data on the spot.
- 4 → The card access number (CAN) is entered. It is printed on the front of the electronic residence permit on the right of the expiry date.
- 5 → Your data are securely transmitted into the form with end-to-end encryption and without errors.


### Protection of your data

An unnoticed retrieval of the data in the chip without your knowledge is not possible. The chip will only release the data if it is sent the secret number (PIN) or the card access number (CAN) imprinted on the electronic residence permit.

Only authorities legally authorised to verify identities can retrieve the biometric data in the chip of your electronic residence permit. The photograph and the fingerprints can neither be transmitted during online ID procedures nor during on-the-spot extraction.

# Other functions

## Data retrieval by security authorities



On the chip of your electronic residence permit, your personal and biometric data are saved. These can only be read for legal purposes by authorities such as police, immigration authorities, customs and border authorities if the electronic residence permit is present. They compare the photo stored on the chip and possibly the fingerprints with those of the person identifying himself or herself with the electronic residence permit together with the travel document to which it belongs. Attempts at deceit with a lost or stolen residence permit will quickly be detected. Extraction of the biometric information via the Internet is not possible.

- **Biometric photograph**

On the biometric photograph, the face must be centred and visible from the front. Any headgear must not cover the face, the eyes must be open and clearly visible. Exceptions are possible, e.g. for medical reasons. The photo is printed on the card surface and stored electronically on the chip.

- **Fingerprints**

When you apply for an electronic residence permit at the immigration office, fingerprints of both of your forefingers will be taken. These will be stored on the chip of the card. The fingerprints are only temporarily stored at the immigration authority and the printers, Bundesdruckerei GmbH, and are deleted after the electronic residence permit has been issued. No fingerprints are taken in the case of children under the age of six years.

- **Supplementary provisions**

Supplementary provisions and other rules regarding the residence permit are also stored on the chip of the electronic residence permit and printed on an extra sheet of paper. This sheet of paper will be given to you together with the electronic residence permit. In certain cases, the supplementary provisions will be adhered to your travel document with a sticky label.



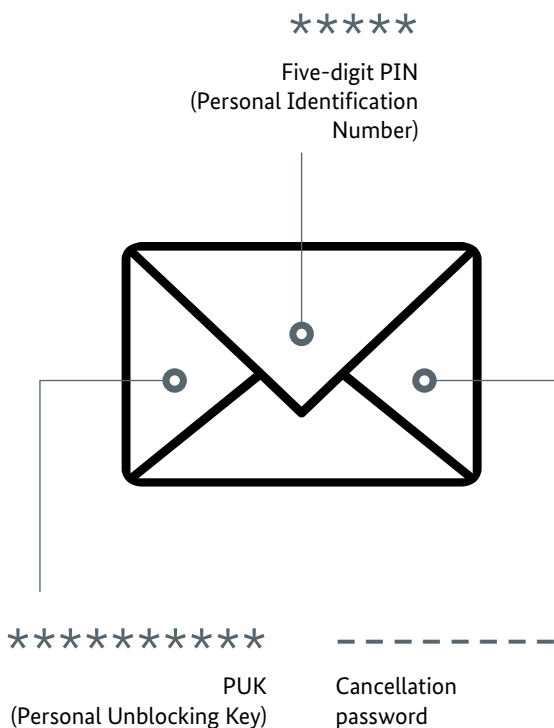


# Your PIN letter

## Important information for you

After the electronic residence permit has been issued, you will receive a PIN letter with information about your electronic residence permit and the online identification function.

The PIN letter contains this important information for you:




- Your personal six-digit PIN (Personal Identification Number)**  
 You yourself can decide anytime whether and when you want to use your personal six-digit PIN. Upon receipt of the electronic residence permit you can replace the five-digit activation PIN (also called transport PIN) provided in the PIN letter with your personal six-digit PIN. You can either do this yourself from your PC at home with the aid of a card reader or a suitable NFC-enabled smartphone or tablet, or you can go the immigration office for assistance. Only then will the online ID function be available to you personally. Whenever you want to use the online identification function, your personal six-digit PIN will be required.
- Card access number/CAN**  
 If you have entered the wrong six-digit PIN twice by mistake, you will have to enter not only your personal six-digit PIN but also the card access number (CAN). You will find it on the front of your electronic residence title, in the bottom righthand corner. The access number is also required for on-the-spot data extraction.
- PUK (Personal Unblocking Key)**  
 If you enter the wrong PIN three times, the online identification function will be blocked. In order to reactivate it you must enter the PUK. You will find your PUK in your PIN letter.
- The cancellation password**  
 If you should lose your electronic residence permit or if it gets stolen, you must have the online identification function cancelled without delay by the immigration office or via the cancellation hotline. To do so, please tell the staff the cancellation password that you will find in your PIN letter.

Please therefore keep your PIN letter in a safe place. This information is for your eyes only.

You will receive the PIN letter if you are at least 16 years old at the time of application. If you are younger, you cannot yet use the online identification function and therefore will not receive a PIN letter. As from the age of 16 it is possible for you to have the online identification function switched on free of charge at your immigration office. You can then set your personal six-digit PIN and will receive notification of the cancellation password.


# Security advice

## Your contribution towards security



Please observe this security advice:

- Always keep your electronic residence permit in a safe place.
- Only you may know your personal six-digit secret number (PIN). Do not use an easy-to-guess combination of numbers, i.e. not 123456, nor your date of birth or numbers that can be read on your electronic residence permit.
- Do not pass your PIN on to third parties. Do not keep the PIN and the residence permit together, and never note the PIN on the electronic residence permit.
- Keep the PIN letter in a safe place. This PIN letter contains important information.
- Take the electronic residence permit out of the card reader or remove it from your suitable, NFC-enabled smartphone or tablet once the data have been read.
- Regularly update your operating system, antivirus program and firewall.
- If you have lost your electronic residence permit or it has been stolen, please immediately report this loss to the immigration office and have the online identification function cancelled. This cancellation will ensure that any attempt at wrongful use is detected at once.



# Cancellation hotline

Accessible around the clock



# 116 116

## Notes on the cancellation hotline


The telephone cancellation hotline can be reached seven days per week around the clock under the toll-free number **116 116**. From abroad, please call either **0049-116 116** or **0049-3040 50 40 50** (subject to charges).

Please have your cancellation password which was sent to you in the PIN letter on hand for the call.

Online identification and on-the-spot extraction will no longer be possible after the cancellation.

You can have the electronic residence permit unblocked at an immigration office.

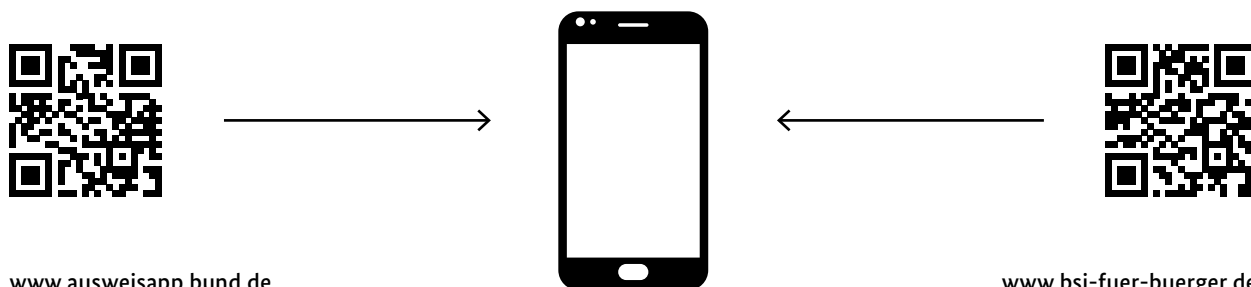
You must always inform the local immigration authority at once about any loss of the electronic residence title.





# On the internet






These are the most important websites concerning the electronic residence title with online identification function



[www.ausweisapp.bund.de](http://www.ausweisapp.bund.de)  
Download of the free AusweisApp2 and support by telephone and e-mail

[www.bsi-fuer-buerger.de](http://www.bsi-fuer-buerger.de)  
Helpful information about your security on the internet

### Glossary

123456	○	CAN: Card Access Number
	○	eAT: electronic residence title (elektronischer Aufenthaltstitel)
	○	EU: European Union
	○	ICT: Intra Corporate Transfer
	○	NFC: Near Field Communication; radio standard for wireless data transmission over short distances of a few centimetres.
*****	○	PIN: Personal Identification Number; personal secret number
*****	○	PUK: Personal Unblocking Key; 8-digit unblocking number
	○	VfB: Issuing Unit for authorisation certificate (Vergabestelle für Berechtigungszertifikat)

# Imprint

## **Editor**

Bundesamt für Migration und Flüchtlinge,  
Referat 221, 90461 Nürnberg

## **Valid as of**

1st updated edition 12/2018

## **Design**

KonzeptQuartier® GmbH, 90762 Fürth

## **Photograph / photo credits**

iStock/andresr, Giulio Fornasar, Geber86, pixdeluxe, Weekend Images Inc.  
Bundesministerium des Innern, für Bau und Heimat

## **Icons**

KonzeptQuartier® GmbH, 90762 Fürth  
Fink & Fuchs AG, 65205 Wiesbaden

## **Internet**

[www.bamf.de/eAT](http://www.bamf.de/eAT)

You can also download this publication as an  
accessible PDF document from: [www.bamf.de/publikationen](http://www.bamf.de/publikationen)

